


Motor Seçenekleri

OPTIONS OF ENGINE



GCT



Tip/ Type: WA3
Model: K25
Çıkış gücü/ Rated output:
 37.4 kw/ 2300rpm
Tork/ Rated torque: 171.2 N.m/ 1600rpm
Silindir sayısı/ No. of cylinder: 4
PistonxStrok/ BorexStroke: 89 x 100 mm
Deplasman/ Displacement: 2.488L

1.5t - 1.8t - 2t - 2.5t - 3t - 3.5t LPG Forklift Teknik Özellikleri / 1.5t-1.8t-2t-2.5t-3t-3.5t LPG Forklift Tech. Specifications

Genel/ General		FGL15T	FGL18T	FGL20T	FGL25T	FGL30T	FGL35T	
1	Model / Basic Model							
2	Tip/ Type	WB3	WB3	WA3 / GB3	WA3 / GB3	WA3 / GB3	WA3 / GB3	
3	Güç tipi/ Power type	Gasoline/LPG	Gasoline/LPG	Gasoline/LPG	Gasoline/LPG	Gasoline/LPG	Gasoline/LPG	
4	Kapasite/ Rated capacity	kg	1500	1800	2000	2500	3000	
5	Yük merkezi/ Load centre	mm	500	500	500	500	500	
6	Kaldırma yüksekliği/ Lift height	mm	3000	3000	3000	3000	3000	
7	Serbest kaldırma yüksekliği/ Free lift height	mm	135	135	160	160	165	
8	Çatal ölçüsü/ Fork size	L x W x T	920x100x35	920x100x35	1070x122x40	1070x122x40	1070x125x45	
9	Çatal ayar aralığı/ Fork regulating range	Min./ Max	200/890	200/890	250 / 1040	250 / 1040	250 / 1100	
10	Asansör tilt açısı/ Mast tilt angle	F/R	6°/12°	6°/12°	6°/12°	6°/12°	6°/12°	
11	Ön çıkıntı/ Front overhang	mm	400	400	465	465	505	
12	Arka çıkıntı/ Rear overhang	mm	465	510	492	492	585	
13	Min.zemin açıklığı(Asansör altı)/ Min.ground clearance(Bottom of mast)	mm	130	130	125	125	140	
14	Toplam ölçüler/ Overall dimensions	Gövde uzunluğu (çatalsız)/ Length to face of fork(without fork)	mm	2255	2300	2510	2545	2685
15		Genişlik/ Overall width	mm	1070	1070	1150	1150	1210
16		Asansör kapalı yükseklik/ Mast lowered height	mm	2015	2015	2010	2010	2075
17		Asansör açık yükseklik (braketli)/ Mast extended height (with bracket)	mm	3984	3984	3990	3990	4100
18	Kabin yüksekliği/ Overhead guard height	mm	2110	2110	2145	2145	2170	
19	Dönme yarıçapı(dış)/ Turning radius (outside)	mm	2040	2075	2180	2250	2430	
20	Koridor istifleme genişliği/ Min right angle stacking aisle width (add load length and clearance)	mm	1825	1857	1940	2010	2140	
21	Hız/ Speed	Sürüş (yüksüz)/ Travel (Unladen)	km/saat(h)	14.5	14.5	19(WA3)	19(WA3)	19
22		Kaldırma (yükli)/ Lifting (Laden)	mm/sn(sec)	380	380	520	520	420
23		İndirme (yükli)/ Lowering (Laden)	mm/sn(sec)	450	450	450	450	450
24	Max. çekiş gücü (yükli/ yüksüz)/ Max.Drawbar pull (Laden/unladen)	KN	17/15	17/15	17/15	17/15	17/15	
25	Max. tırmanma (yükli)/ Max. Gradeability (Laden)	%	20	20	20	20	18	
26	Lastik/ Tyre	Ön/ Front	6.50-10-10PR	6.50-10-10PR	7.00-12-12PR	7.00-12-12PR	28x9-15-14PR	
27		Arka/ Rear	5.00-8-8 PR	5.00-8-8 PR	6.00-9-10 PR	6.00-9-10 PR	6.50-10-10 PR	
28	Lastik iz genişliği/ Tread	Ön/ Front	mm	890	890	970	970	
29		Arka/ Rear	mm	920	920	980	980	
30	Dingil mesafesi/ Wheelbase	mm	1400	1400	1600	1600	1700	
31	Yakıt tankı kapasitesi/ Fuel tank capacity	L	50	50	60	60	70	
32	Serbest ağırlık/ Self weight	kg	2590	2800	3220	3620	4310	
33	Yük dağılımı/ Weight distribution	Yükli/ Laden	Ön aks/ Front Axle	kg	3520	3950	4650	5260
34			Arka aks/ Rear Axle	kg	570	650	670	860
35		Yüksüz/ Unladen	Ön aks/ Front Axle	kg	1160	1260	1500	1630
36			Arka aks/ Rear Axle	kg	1430	1540	1820	1990
37	Akü/ Battery	V/Ah	12/ 60	12/ 60	12/ 60	12/ 60	12/ 60	
38	Şanzıman/ Transmission	Tip/ Type	Hyd (mech)	Hyd (mech)	Powershit	Powershit	Powershit	
39	Kademe/ Stage	F/R	1/1	1/1	1/1	1/1	1/1	
40	Çalışma basıncı ataşmanlar için/ Operating pressure (For attachments)	MPa	14,5	14.5	17,5	17.5	17.5	

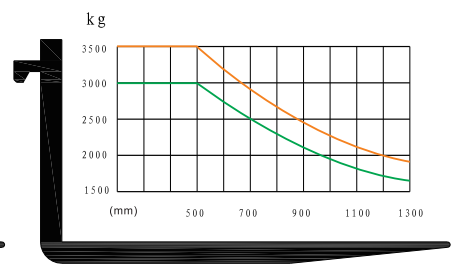
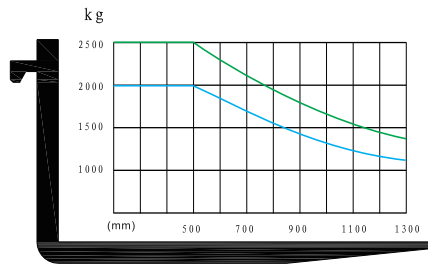
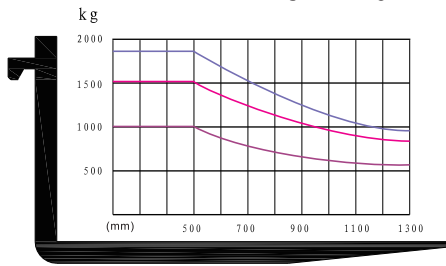
*Yukarıdaki bazı ölçüler mast yüksekliğine bağlı olarak değişiklik gösterebilir.

Benzin / LPG Forklift
GASOLINE / LPG FORKLIFT

1.5t - 1.8t - 2t
2.5t - 3t - 3.5t



Yük Grafiği/ Load Chart
Kaldırma Yüksekliği/ Lift Height ≤ 3000 mm



LPG FORKLİFTLER
LPG Forklift Trucks

1.5t - 1.8t - 2t - 2.5t - 3t - 3.5t LPG Forklift Asansör Seçenekleri / 1.5t-1.8t-2t-2.5t-3t-3.5t LPG Forklift mast

Tip/ Type	Model	Maks. Çatal yüksekliği/ Max.Fork height	Toplam Yükseklik/ Overall height												Serbest kaldırma/ Free lift				Ön çıkıntı/ Front overhang				Tilt aralığı/ Tilt range		Kapasite/ Capacity													
			İndirilmiş/ Lowered				Yükseltilmiş/ Extended								Yük yaslama korkuluksuz/ Without backrest								İleri FWD	Geri BWD	Yük kapasitesi 500 mm / Load capacity at 500 mm													
			1.5-1.8		2-2.5t		3.0		3.5		1.5-1.8		2-2.5t		3.0		3.5		1.5-1.8		2-2.5t				3.0		3.5		1.5		1.8		2.0		2.5		3.0	
			mm	mm	mm	mm	mm	mm	mm	mm	mm	mm	mm	mm	mm	mm	mm	mm	mm	mm	mm	mm	mm	mm	mm	mm	mm	mm	mm	mm	mm	mm	mm	mm	mm	mm		
Geniş görüş 2 kademeli asansör/ Wide view 2-stage mast	M330	3300	2165	2165	2225	2300	3813	3875	3040	4000	4284	4290	4400	4400	135	160	165	170	400	465	485	505	6	12	1500	1800	2000	2500	3000	3500								
	M350	3500	2265	2260	2325	2400	4013	4075	4140	4200	4484	4490	4600	4600	135	160	165	170	400	465	485	505	6	12	1500	1800	2000	2500	3000	3500								
	M370	3700	2365	2360	2425	2500	4213	4275	4640	4400	4684	4690	4800	4800	135	160	165	170	400	465	485	505	6	12	1500	1800	2000	2500	3000	3500								
	M400	4000	2565	2560	2625	2700	4513	4575	4640	4700	4984	4990	5100	5100	135	160	165	170	400	465	485	505	6	6	1500	1800	2000	2500	3000	3500								
	M450	4500	2815	2810	2875	2950	5013	5075	5140	5200	5484	5490	5600	5600	135	160	165	170	400	465	485	505	6	6	1300	1500	1600	2100	2600	2900								
	M500	5000	3065	3060	3125	3200	5513	5575	5640	5700	5984	5990	6100	6100	135	160	165	170	400	465	485	505	6	6	1000	1100	1200	1600	2100	2400								
	M550	5500	3365	3360	3425	3500	6013	6075	5140	6200	6484	6490	6600	6600	135	160	165	170	400	465	485	505	3	6	800	1000	950	1200	1700	1800								
	M600	6000	3615	3610	3675	3750	6513	6575	6640	6700	6984	6990	7100	7100	135	160	165	170	400	465	485	505	3	6	500	600	800	900	1300	1400								
Tam serbest 2 kad. asansör/ Full free 2-stage mast	FM300	3000	2015	2010	2075	2150	3513	3590	3850	3680	3984	3990	4100	3600	1030	1020	975	1050	400	480	495	515	6	12	1500	1800	2000	2500	3000	3500								
	FM330	3300	2165	2160	2225	2300	3813	3890	3950	3980	4284	4290	4400	4100	1180	1170	1125	1200	400	480	495	515	6	12	1500	1800	2000	2500	3000	3500								
	FM350	3500	2265	2260	2325	2400	4013	4090	4150	4180	4484	4490	4600	4400	1280	1270	1225	1300	400	480	495	515	6	12	1500	1800	2000	2500	3000	3500								
Tam serbest 3 kademeli asansör/ Full free 3-stage mast	TFM392	3920	2015	2010	2070	2150	4863	4867	4950	4990	5334	5340	5450	5450	1030	1020	975	1050	400	485	505	520	6	6	1250	1500	1750	2200	2800	3100								
	TFM450	4500	2065	2060	2125	2200	5013	5017	5100	5140	5484	5490	5600	5600	1080	1070	1025	1100	400	485	505	520	6	6	1200	1400	1600	2000	2500	2800								
	TFM480	4800	2165	2160	2225	2300	5313	5317	5400	5440	5784	5790	5900	5900	1180	1170	1125	1200	400	485	505	520	6	6	1100	1300	1250	1700	2250	2500								
	TFM500	5000	2265	2260	2325	2400	5513	5517	5600	5640	5984	5990	6100	6100	1280	1270	1225	1300	400	485	505	520	6	6	950	1200	1100	1500	2100	2300								
	TFM540	5400	2390	2385	2450	2525	5913	5917	6000	6040	6384	6390	6500	6500	1405	1395	1350	1425	400	485	505	520	3	6	900	1050	900	1200	1650	1800								
	TFM600	6000	2615	2610	2675	2760	6513	6517	6600	6640	6984	6990	7100	7100	1630	1620	1575	1650	400	485	505	520	3	6	450	550	700	800	1200	1300								
	TFM650	6500	2830	2825	2890	2965	7013	7017	7100	7100	7484	7490	7600	7600	1845	1830	1790	2865	400	485	505	520	3	6	250	300	400	500	700	800								